




# PORTFOLIO FACTSHEET

January 2024



**Parabolic action; uncoil will be painful.** During a month of negligible Nifty performance, the 20th top-performing stock in BSE500 surged by 35%, and the best-performing stock by a remarkable 76% in just one month. The market's indiscriminate favor towards government-owned stocks across various sectors (including energy, utilities, railways, defense, banking, and oil & gas) is disconcerting. This trend appears devoid of rationale or logic, and we anticipate a reversal. Our strategy remains focused on avoiding succumbing to the prevailing fear of missing out, despite short-term costs. We believe these costs will ultimately be lower than those incurred by those prioritizing short-term gains.

#### A nothing month... or was it?

In January 2024, Nifty yielded zero overall returns. Notably, Banking and FMCG showed negative performance, while Energy, Oil & Gas, Realty, and Utilities emerged as the top-performing sectors.

The noteworthy narrative lies within the non-Nifty markets, as demonstrated by the BSE500 TRI's 1.9% increase for the month. With Nifty stocks comprising a substantial portion of BSE500's market cap, the remaining stocks generating nearly 2% returns for the entire Index is a truly remarkable feat.

The BSE Small Cap Index surged by 7% in the month and has experienced a remarkable 74% increase between March 2023 and January 2024. However, we perceive this sector as fraught with elevated valuations.

#### Exhibit 1



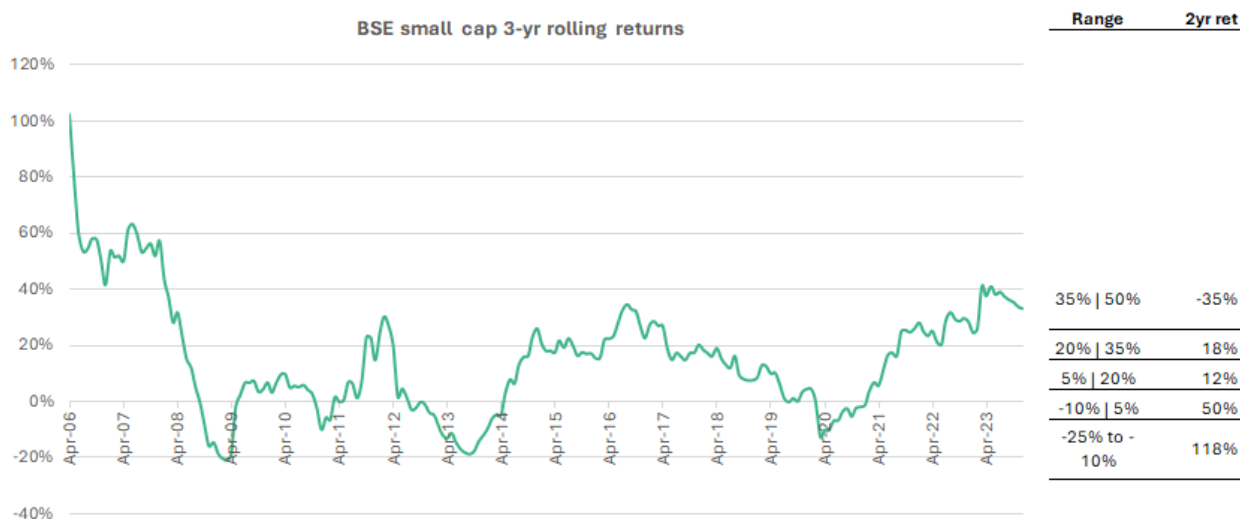
Exhibit 1 above shows that retail shareholders directly own almost half of the free float market-cap in small cap companies in India and given the increase in volume (and value) of new participants post Covid, this segment may yet have been untested on how they react to a large drawdown.

From a fundamental perspective, numerous businesses within this sub-segment are projecting events far into

the future, rendering forecasting susceptible to uncertainties.

Historically, when the 3-year rolling returns have fallen within the current range (35-50%), subsequent returns over the next two years have tended to be subdued, as indicated in Exhibit 2 below. Traditionally, the opportune moment to invest in small-cap businesses has been during periods of negative trajectory (e.g., 2009, 2013, and 2020).

Exhibit 2



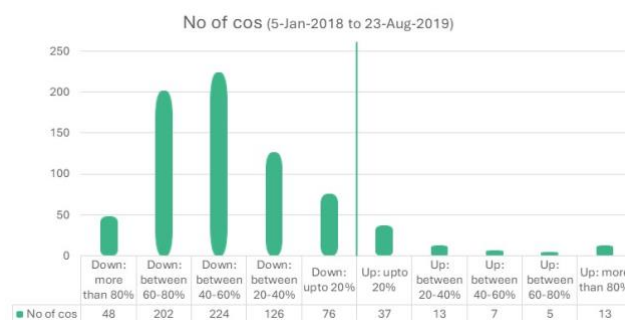
While historical patterns offer insight, past occurrences don't guarantee future outcomes. The critical question remains: what will trigger a correction this time? Simply because something is expensive doesn't inherently imply it will correct, correct?

Indeed, that is accurate. However, historically, when valuations are high, even seemingly minor reasons have triggered market corrections. The events of 2018 serve as a prime example.

The introduction of long-term capital gains taxation in the first quarter of CY18, followed by mutual fund realignment in

the second quarter, may not have seemed significant individually. However, considering the lofty valuations, Exhibit 3 illustrates the subsequent behavior of shares over the following 18 months.

Exhibit 3



So, how are we approaching it?

Exhibit 4 below outlines our investment approach since inception. Following the onset of the post-COVID era, we swiftly transitioned into a notably aggressive stance, with the SMID sector comprising a substantial portion of our portfolio.

During the post-COVID rally, we began decreasing our exposure to the SMID sector. By the time of the Russia-Ukraine conflict, our portfolio was adequately balanced to withstand the impact.

Following the Russia-Ukraine conflict, the markets shifted into capital protection mode, marked by heightened investor interest in deploying additional capital into debt and life insurance policies. Recognizing a tactical opportunity, we increased our allocation to the SMID sector. As the rally progressed, we have subsequently reduced our exposure to SMID to 40%. We plan to further decrease this allocation to 30% should the rally in the SMID space persist.

We continue to strengthen the Core part of our portfolio and reduce exposure to Satellite part.

Exhibit 4



## Sectoral allocation

Banking	28%
Insurance	9%
Automobiles	8%
Chemicals	4%
Health Care	6%
Information Technology	4%
NBFC	3%
Industrials	8%
Miscellaneous	1%
Telecom	3%
Building materials	3%
FMCG	1%
Retailing	1%
Materials	1%
Others	5%
Cash and equivalents	19%

## Core vs. Satellite / Market-cap

Core (incl. cash)	68%
Satellite	32%
<i>Cyclicals</i>	15%
<i>Turnaround</i>	9%
<i>Value</i>	9%
Large Cap and cash	59%
Mid Cap	11%
Small Cap	30%

## Returns

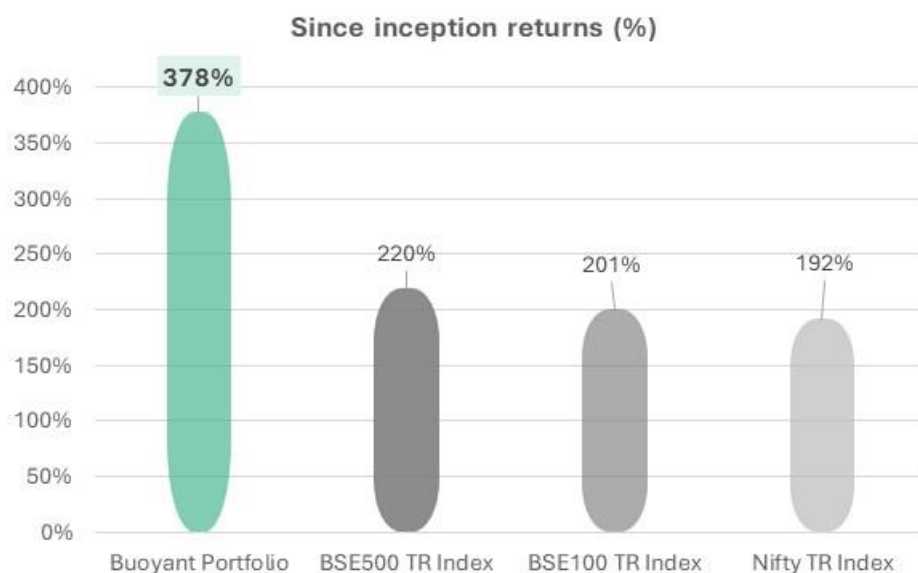
For the month of January 2024, the Buoyant portfolio achieved a 0.4% return compared to BSE 500 Total Returns Index of 1.9%. In compliance with SEBI regulations, Buoyant returns are calculated post fees and expenses. The performance chart is presented below.

External publications rate the Buoyant portfolio as a top quartile fund across periods (1 year, 3 years, 5 years and 7 years). However, our primary objective is not to generate the highest possible returns. We rather seek to generate superior risk-adjusted returns across market cycles. One part of that product promise is risk-adjusted returns, and as is evident from the table below, as the markets have risen, we have reduced the risk in the portfolio (to 0.7X as measured by beta). The second part of the product promise is across market cycles. The Buoyant portfolio outperformed when the markets have risen sharply post-COVID. We intend to keep this up should the markets correct in the ensuing cycle.

## Relative performance

	<b>Buoyant</b>	BSE500	BSE100	Nifty
Since inception (Jun 16 till date)	22.6%	16.4%	15.5%	15.0%
5 years	24.9%	18.5%	16.8%	16.3%
3 years	33.1%	21.9%	19.3%	18.2%
2 years	17.8%	16.5%	14.6%	13.3%
Past year	37.5%	33.4%	27.3%	24.3%
Past six months	10.8%	16.2%	12.3%	10.5%
Past three months	8.3%	17.9%	15.3%	14.0%
Past month	0.4%	1.9%	0.6%	0.0%

Note: BSE500, BSE100 and Nifty returns include dividends. More than one-year returns are annualized. Buoyant returns are post fees and expenses. Source: Bloomberg



## Risk metrics

	<b>1-yr</b>	<b>2-yr</b>	<b>3-yr</b>
Sharpe ratio (X)	2.6	0.7	1.6
Information ratio (X)	0.4	0.2	1.1
Standard deviation (%)	11.6	15.7	16.5
Beta (X)	0.7	0.9	0.9
Sortino (X)	8.4	1.2	3.5

# Blogs and Media

Our recent blogs and media appearances

## Blogs

- [Habit loop – Moneycontrol](#) 15 January 2023
- [Small cap cycles – Moneycontrol](#) 15 November 2023
- [Privileging the hypothesis – Moneycontrol](#) 5 September 2023
- [Credit cards – Moneycontrol](#) 18 July 2023
- [Junk bonds and market cycles – The Economic Times](#) 26 Jun 2023
- [Network effects: a double-edged sword – Moneycontrol](#) 12 Jun 2023

## Media Appearances

- [Jigar Mistry \(CNBC TV18\)](#) 11 December 2023
- [Jigar Mistry \(CNBC TV18\)](#) 16 November 2023
- [Jigar Mistry \(CNBC TV18\)](#) 8 November 2023
- [Jigar Mistry \(ET Now\)](#) 9 October 2023
- [Jigar Mistry \(CNBC TV18\)](#) 29 September 2023
- [Viral Berawala \(ET Now\)](#) 12 September 2023
- [Jigar Mistry \(CNBC TV18\)](#) 1 September 2023
- [Jigar Mistry \(CNBC TV18\)](#) 1 August 2023

# Buoyant Capital Pvt Ltd

3501 Kohinoor Square, N C Kelkar Marg  
Dadar (West), Mumbai 400028. INDIA

[buoyantcap.com](http://buoyantcap.com)

## Compliance/Grievances:

Mayuri Jangid  
Email: [compliance@buoyantcap.com](mailto:compliance@buoyantcap.com)  
Phone: +91-22-6931-9912

## Queries/Customer Care:

Gayatri Kadam  
Email: [care@buoyantcap.com](mailto:care@buoyantcap.com)  
Phone: +91-22-6931-9963

## **ABOUT US**

Buoyant Capital Pvt Ltd ("the PM") is registered as a Portfolio Manager with SEBI under SEBI (Portfolio Managers) Regulations, 2020 as amended from time to time and the Circulars and Guidelines issued there under from time to time, vide SEBI Reg. No.: INP000005000 and as an Investment Advisor under SEBI (Investment Advisors) Regulations, 2013 as amended from time to time and the Circulars and Guidelines issued there under from time to time vide SEBI Reg. No.: INA000016995 and as the Sponsor and Manager of the Buoyant Capital AIF (a Category III AIF) under SEBI (Alternative Investment Funds) Regulations, 2012 as amended from time to time and the Circulars and Guidelines issued there under from time to time vide SEBI Reg. No.: INAIF322231125.

## **DISCLAIMER & DISCLOSURES**

This document confidential and is intended only for the personal use of the prospective investors/contributors (herein after referred as the Clients) to whom it is addressed or delivered and must not be reproduced or redistributed in any form to any other person without prior written consent of the PM. This document does not purport to be all-inclusive, nor does it contain all of the information which a prospective investor may desire. This document is neither approved, certified nor are its contents verified by SEBI. The PM retains all the rights in relation to all information contained in the document(s) and to update the same periodically (or otherwise) from time to time. The document is provided on a personal/confidential and Private Placement basis. The document is neither a general offer nor solicitation to avail any service offered by the PM (a SEBI Registered Intermediary) nor is it an offer to sell or a generally solicit an offer to become an investor in the services offered by the PM. The delivery of this document at any time does not imply that the information herein is correct as of any time subsequent to its date of publishing. The contents of this document are provisional and may be subject to change. In the preparation of the material contained in this document, the PM has used information that is publicly available, certain research reports including information developed in-house. The PM warrants that the contents of this document are true to the best of its knowledge. However, the PM assumes no liability for the relevance, accuracy or completeness of the contents herein.

The PM declares that the data and analysis provided shall be for informational purposes. The information

contained in the analysis shall be obtained from various sources and reasonable care would be taken to ensure sources of data to be accurate and reliable. The PM will not be responsible for any error or omission in the data or for any losses suffered on account of information contained in the analysis. While the PM will take due care to ensure that all information provided is accurate, the PM neither guarantees/warrants the sequence, accuracy, completeness, or timeliness of the report. Neither the PM nor its affiliates or their partners, directors, employees, agents, or representatives, shall be responsible or liable in any manner, directly or indirectly, for views or opinions expressed in this analysis or the contents or any systemic errors or discrepancies or for any decisions or actions taken in reliance on the analysis.

The PM does not take any responsibility for any clerical, computational, systemic, or other errors in comparison analysis. There can be no assurance that future results, performance, or events will be consistent with the information provided in this document and the past performance of the Portfolio Strategies described herein, if any, is not a guarantee or assurance for future performance. Any decision or action taken by the recipient of the document based on this information shall be solely and entirely at the risk of the recipient of the document. The distribution of this information in some jurisdictions may be restricted and/or prohibited by law, and persons into whose possession this information comes should inform themselves about such restriction and/or prohibition and observe any such restrictions and/or prohibition. Unauthorized disclosure, use, publication, dissemination or copying (either whole or partial) of this information, is prohibited.

The PM shall not treat the recipient/user of this document as a client by virtue of his receiving/using the contents of the document in full or part. Neither the PM nor its affiliates, directors, partners, employees, agents, or representatives, shall be responsible or liable in any manner, directly or indirectly, for the contents or any errors or discrepancies herein or for any decisions or actions taken in reliance on the information in the document.

The person accessing this information specifically agrees to exempt/absolve the PM or any of its affiliates or employees from, any and all responsibility/ liability arising from such misuse/improper/ illegal use and agrees not to hold the PM or any of its affiliates or employees responsible for any such misuse/improper/illegal use



and further agrees to hold the PM or any of its affiliates or employees free and harmless from all losses, costs, damages, expenses that may be suffered by the person accessing this information due to any errors and delays. The PM (including its affiliates) and any of its Partners, officers, employees, and other personnel will not accept any liability, loss, damage of any nature, including but not limited to direct, indirect, punitive, special, exemplary, consequential, as also any loss of profit in any way arising from the use of this document or any information in any manner whatsoever.

This document may include certain forward-looking words, statements and scenario which contain words or phrases such as "believe", "expect", "anticipate", "estimate", "intend", "plan", "objective", "goal", "project", "endeavor" and similar expressions or variations of such expressions that are forward-looking statements, words, and scenario. Actual outcomes may differ materially from those suggested by the forward-looking statements due to risks, uncertainties, or assumptions.

The PM takes no responsibility for updating any data/information. This document cannot be copied, reproduced, in whole or in part or otherwise distributed without prior written approval of the PM. Prospective investors/clients are advised to review this Document, the Private Placement Memorandum / Disclosure Document, the Contribution Agreement / Client Agreement, representations and presentation(s) and other related documents carefully and in its entirety and seek clarification wherever required from the SEBI Registered Intermediary/PM.

Prospective investors should make an independent assessment, consult their own counsel, business advisor and tax advisor as to legal, business and tax related matters concerning this document and other related documents before investing with/through the PM.

The information contained in this document has been prepared for general guidance and does not constitute a professional advice/assurance and no person should act upon any information contained herein without obtaining specific professional advice/Assurance. Neither the PM nor its Affiliates or advisors would be held responsible for any reliance

placed on the content of this document or for any decision based on it.

Each existing/prospective client, by accepting delivery of this document, agrees to the foregoing. The Investment portfolio is subject to several risk factors including but not limited to political, legal, social, economic, and overall market risks. The recipient alone shall be fully responsible/ are liable for any decision taken based on this document.

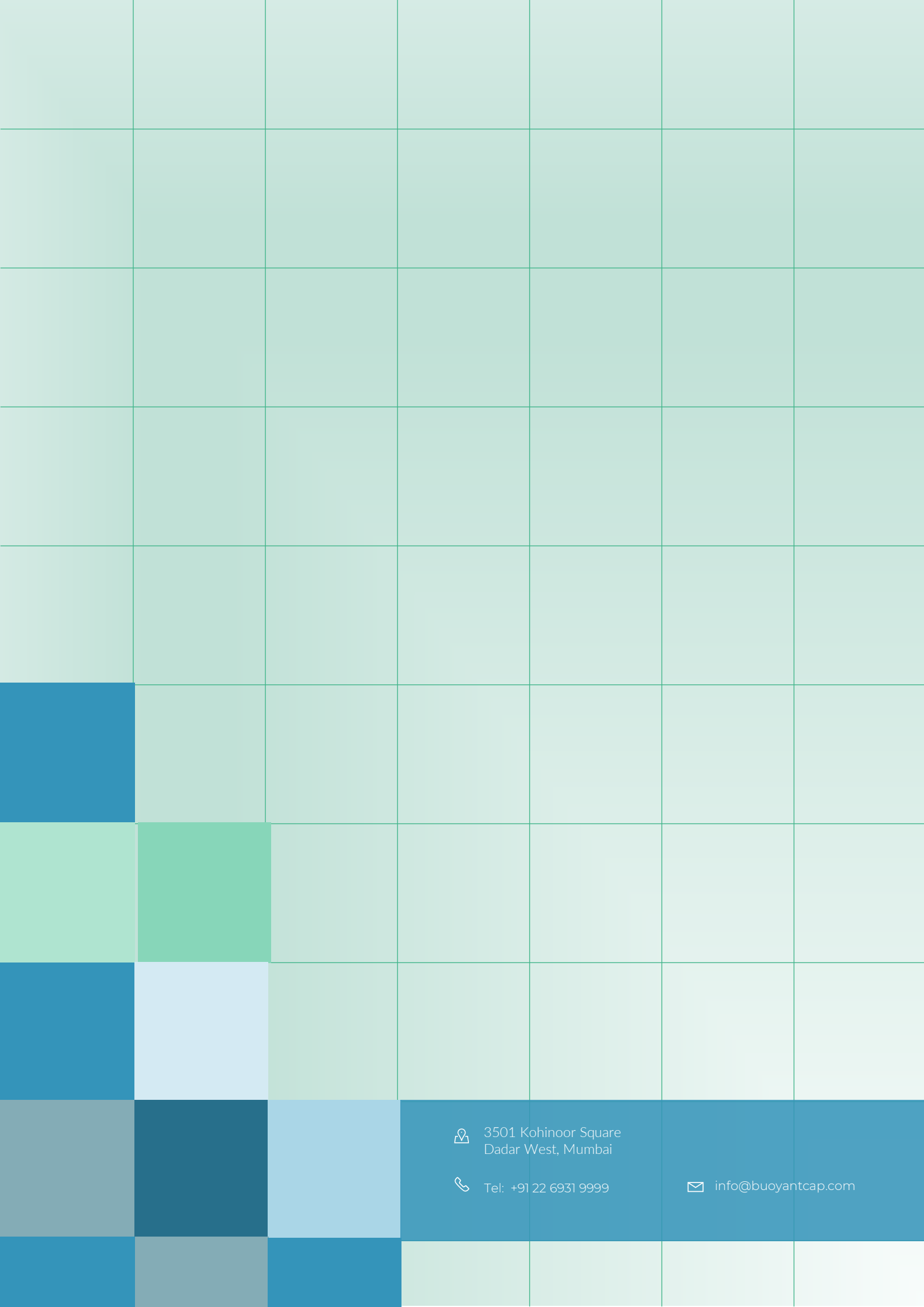
The PM, its partners, employees, PMS clients, AIF schemes, Advisory clients may have existing exposure to the stocks that form part of the PMS portfolio/Advisory portfolio. Further, in view of the investment objective/strategy of the PMS/Advisory there may be situations where the PM may be selling a stock which is part of the PMS portfolio/Advisory portfolio scheme/AIF Portfolio scheme, as the case may be. The PM (including its affiliates) may offer services in nature of advisory, consultancy, portfolio management, sponsorship of funds, investment management of funds which may conflict with each other.

The PM operates from within India and is subject to Indian laws and any dispute shall be resolved in the courts of Mumbai, Maharashtra only.

**In the United Kingdom this document is only made available to, and directed at, (a) investment professionals falling within Article 19(1) of the United Kingdom Financial Services and Markets Act 2000 (Financial Promotion) Order 2005, as amended (the "Order"), (b) high net worth entities falling within Article 49(1) of the Order, and (c) other persons to whom it may otherwise lawfully be communicated.**

Buoyant Capital Private Limited ("BCPL") is also an investment adviser registered with the U.S. Securities and Exchange Commission (the "SEC") under Section 203 of the Investment Advisers Act of 1940, as amended (the "Advisers Act"). Our CRD number is 327612 and SEC File number is 801-129223. The regulatory disclosures and brochure are available at <https://adviserinfo.sec.gov/firm/summary/327612>

SEBI-related regulatory disclosures & disclaimers are available [here](#).



3501 Kohinoor Square  
Dadar West, Mumbai



Tel: +91 22 6931 9999



info@buoyantcap.com