

Investing, through cycles!



What is the Buoyant Opportunities Strategy?

A “good company” is different from a “good investment” - valuations matter. Different market-capitalization indices, sectors and stocks operate in cycles.

A simple ‘Buy and Hold’ framework misses out on the inevitability of cycles. Our Core & Satellite framework allows us to adopt as “Aggressive stance” when we intend to generate superior returns, and adopt a “Defensive stance” when we want to protect capital.

Overall, it results in superior risk-adjusted long-term returns.

Basic Details

No. of stocks
upto 25

Benchmark
BSE 500 TR

Risk
Aggressive

Timeframe
3-5 Years

Performance at a Glance (as of Feb 2024)

Total Returns(%)	Buoyant Portfolio	BSE 500 TR Index	BSE 100 TR Index	NIFTY TR Index
Since inception (1 June 2016 to date)	22.7%	16.5%	15.6%	15.1%
Last five years	25.4%	19.0%	17.4%	16.7%
Last two years	24.7%	19.8%	17.6%	15.7%
Last one year	45.3%	39.5%	32.5%	28.5%
Last month	2.5%	1.7%	2.0%	1.3%

Source: Bloomberg for BSE 500 TR Index, BSE 100 TR Index and NIFTY TR Index. Buoyant Portfolio is post-fees and expenses.

More than one year returns are annualised.

Key Attributes

Investors First

- Zero Exit Load
- Non model portfolio
- Online disclosures

Cross-Cycle Investing

- Beyond just ‘Buy and Hold’
- Aggressive vs. Defensive stance
- Core and Satellite Approach

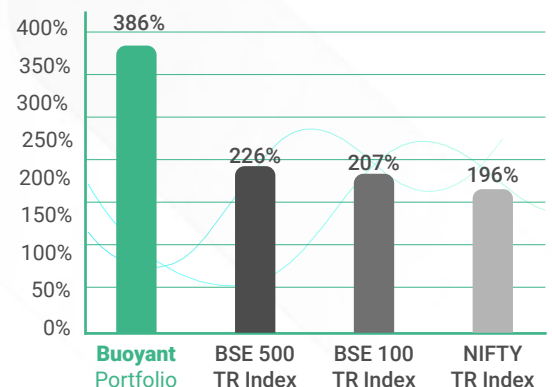
Skin in the Game

- Significant
- Buoyant Capital and directors
- We co-invest

Top performance


- Over 20% CAGR
- CRISIL 5-star rating
- 7 years of alpha compounding

Cumulative Returns



Anticipating Cycles...

Aggressive cycle stance

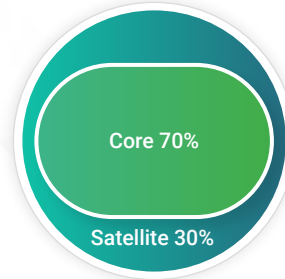


The end result
Generate superior returns

Execution

Satellite allocation > Core allocation

Defensive cycle stance

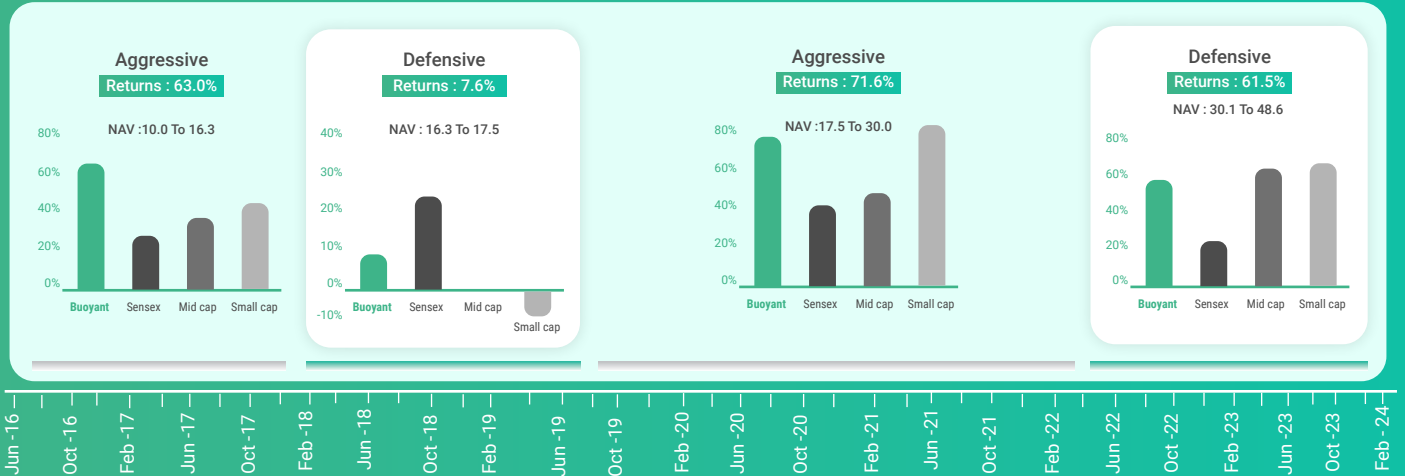


The end result
Protect capital

Execution

Core allocation > Satellite allocation

...and navigating through them!



Top Holdings

HDFC Bank

ICICI Bank

SBI

ICICI Lombard
General Insurance

Ramakrishna
Forgings

Disclaimer : Information in this newsletter is not intended to be, nor should it be construed as investment, tax or legal advice, or an offer to sell, or a solicitation of any offer to make investments with Buoyant Capital. Prospective investors should rely solely on our Disclosure Document filed with SEBI. Any description involving investment examples, statistical analysis or investment strategies is provided for illustration purposes only and will not apply in all situations and may be changed at the discretion of our Principal Officer. Certain information has been provided and/or based on third-party sources and although believed to be reliable, has not been independently verified; the investment manager makes no express warranty as to its completeness or accuracy, nor can it accept responsibility for errors appearing herein.

SEBI Registration Nos : INP000005000 (PMS), INAIF322231125 (AIF), INA000016995 (RIA)

Sakshi
the chatbot

@BUOYANT!



Scan Now

buoyant

BUOYANT CAPITAL PVT LTD

3501 Kohinoor Square, N C Kelkar Marg,
Shivaji Park, Dadar West, Mumbai 400028

info@buoyantcap.com +91 22 6931 9999

f in t buoyantcap.com